



PQ-Diagramme der verwendeten Generatoren

Inhalt

1	Übersicht der Generatoren.....	3
1.1	PQ-Diagramm Leroy Somer LSA 44.3 S3 / 4P	4
1.2	PQ-Diagramm Leroy Somer LSA 44.3 S4 / 4P	6
1.3	PQ-Diagramm Leroy Somer LSA 44.3 S5 / 4P	8
1.4	PQ-Diagramm Leroy Somer LSA 44.3 L10 / 4P.....	10
1.5	PQ-Diagramm Leroy Somer LSA 44.3 VL14 / 4P.....	12
1.6	PQ-Diagramm Leroy Somer LSA 46.3 S5 / 4P	14
1.7	PQ-Diagramm Leroy Somer LSAC 46.3 M7 / 4P.....	16
1.8	PQ-Diagramm Leroy Somer LSA 46.3 M8 / 4P.....	18
1.9	PQ-Diagramm Leroy Somer LSA 46.3 L11 / 4P.....	20
1.10	PQ-Diagramm Leroy Somer LSA 47.2 M8 / 4P.....	21
1.11	PQ-Diagramm Leroy Somer LSA 47.2 L9	23
1.12	PQ-Diagramm Leroy Somer LSA 49.3 S4 / 4P	25
1.13	PQ-Diagramm Leroy Somer LSA 49.3 M6 / 4P.....	27

1 Übersicht der Generatoren

- Leroy Somer LSA 44.3 S3 / 4P
- Leroy Somer LSA 44.3 S4 / 4P
- Leroy Somer LSA 44.3 S5 / 4P
- Leroy Somer LSA 44.3 L10 / 4P
- Leroy Somer LSA 44.3 VL14 / 4P
- Leroy Somer LSA 46.3 S5 / 4P
- Leroy Somer LSAC 46.3 M7 / 4P
- Leroy Somer LSAC 46.3 M8 / 4P
- Leroy Somer LSAC 46.3 L11 / 4P
- Leroy Somer LSA 47.2 M8 / 4P
- Leroy Somer LSA 47.2 L9
- Leroy Somer LSA 49.3 S4 / 4P
- Leroy Somer LSA 49.3 M6 / 4P

1.1 PQ-Diagramm Leroy Somer LSA 44.3 S3 / 4P

LSA 44.3 S3 / 4P

LS Reference: LS190-08-2021-1

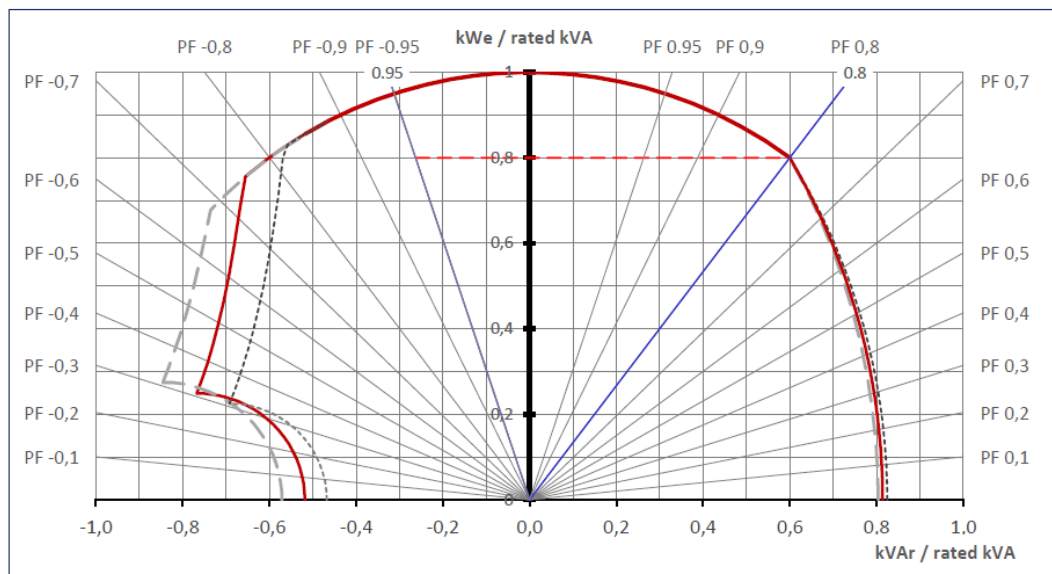
Date: 10/08/2021

73kVA - 400V - 50 Hz

V6.08 - 07/2021

Capability Curve

---	Umax	+ 5%	420	V
—	Un		400	V
- - -	Umin	- 5%	380	V



LSA 44.3 S3 / 4P

LS Reference: LS191-08-2021-1

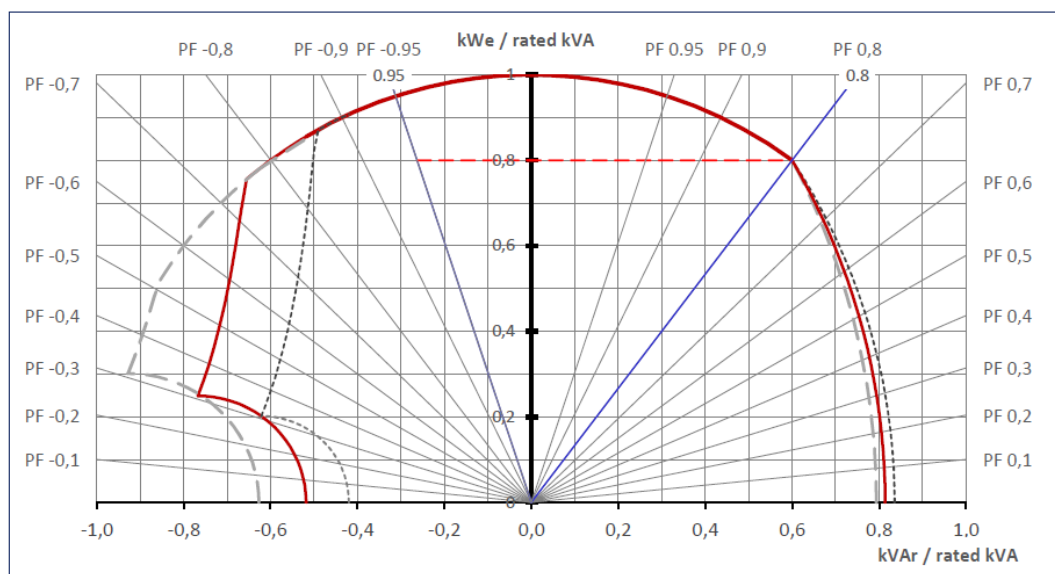
Date: 10/08/2021

73kVA - 400V - 50 Hz

V6.08 - 07/2021

Capability Curve

---	Umax	+ 10%	440	V
—	Un		400	V
- - -	Umin	- 10%	360	V



LSA 44.3 S3 / 4P

LS Reference: LS192-08-2021-1

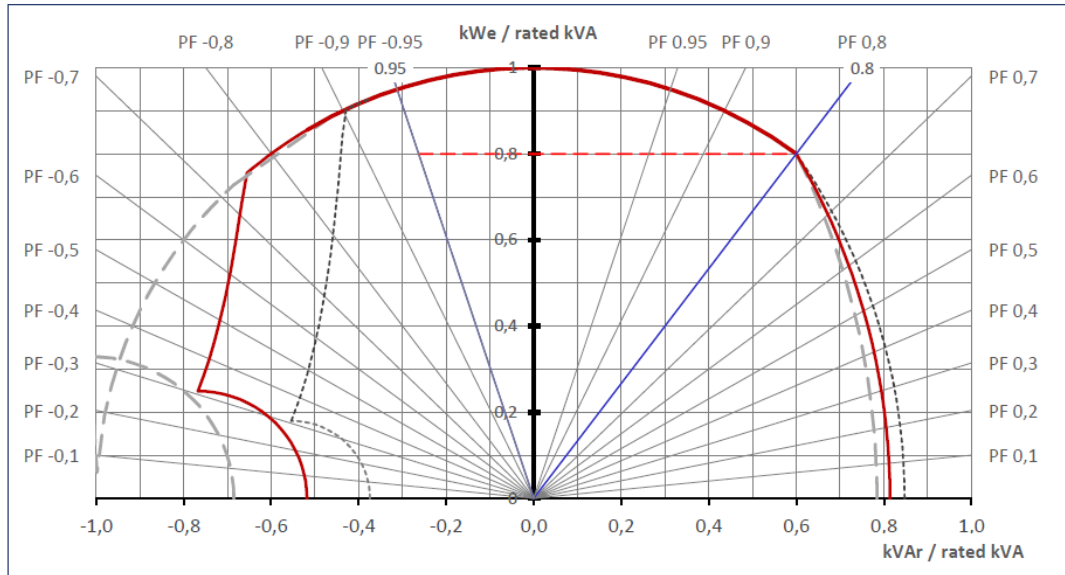
Date: 10/08/2021

73kVA - 400V - 50 Hz

V6.08 - 07/2021

Capability Curve

---	Umax	+ 15%	460	V
—	Un		400	V
- - - -	Umin	- 15%	340	V



1.2 PQ-Diagramm Leroy Somer LSA 44.3 S4 / 4P

LSA 44.3 S4 / 4P

LS Reference: LS193-08-2021-1

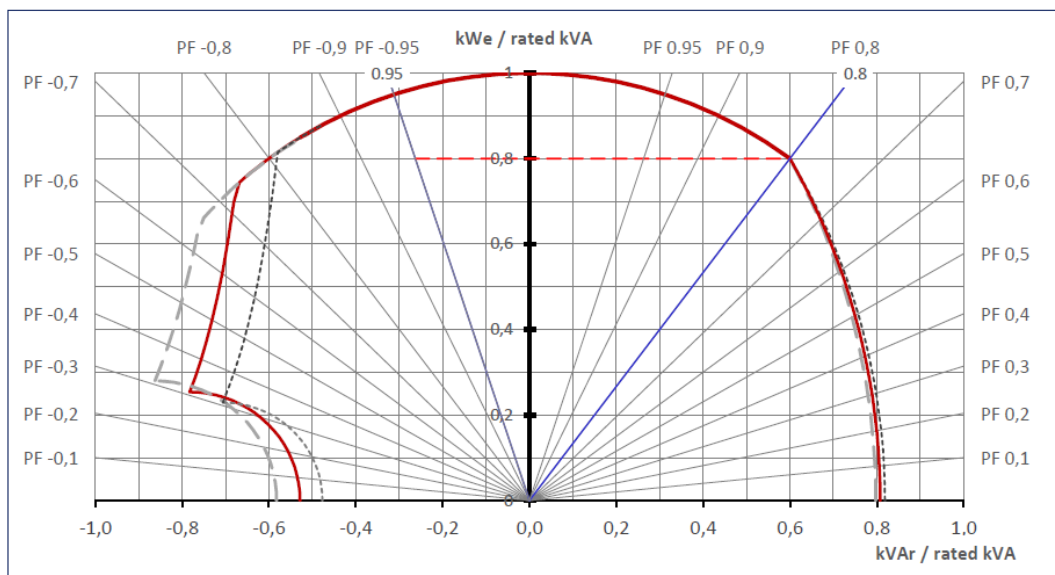
Date: 10/08/2021

82kVA - 400V - 50 Hz

V6.08 - 07/2021

Capability Curve

---	Umax	+ 5%	420	V
—	Un		400	V
----	Umin	- 5%	380	V



LSA 44.3 S4 / 4P

LS Reference: LS194-08-2021-1

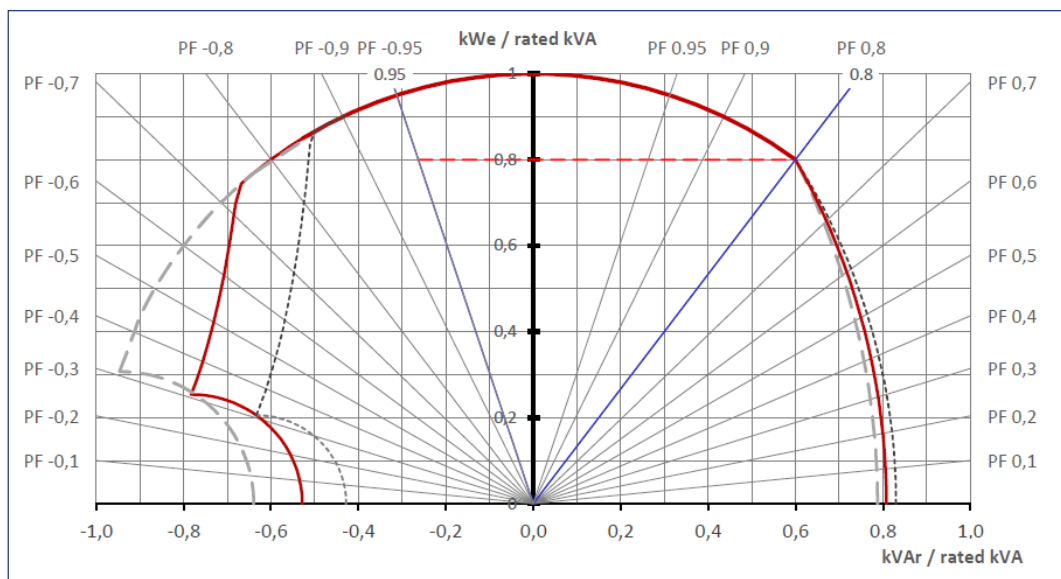
Date: 10/08/2021

82kVA - 400V - 50 Hz

V6.08 - 07/2021

Capability Curve

---	Umax	+ 10%	440	V
—	Un		400	V
----	Umin	- 10%	360	V



LSA 44.3 S4 / 4P

LS Reference: LS195-08-2021-1

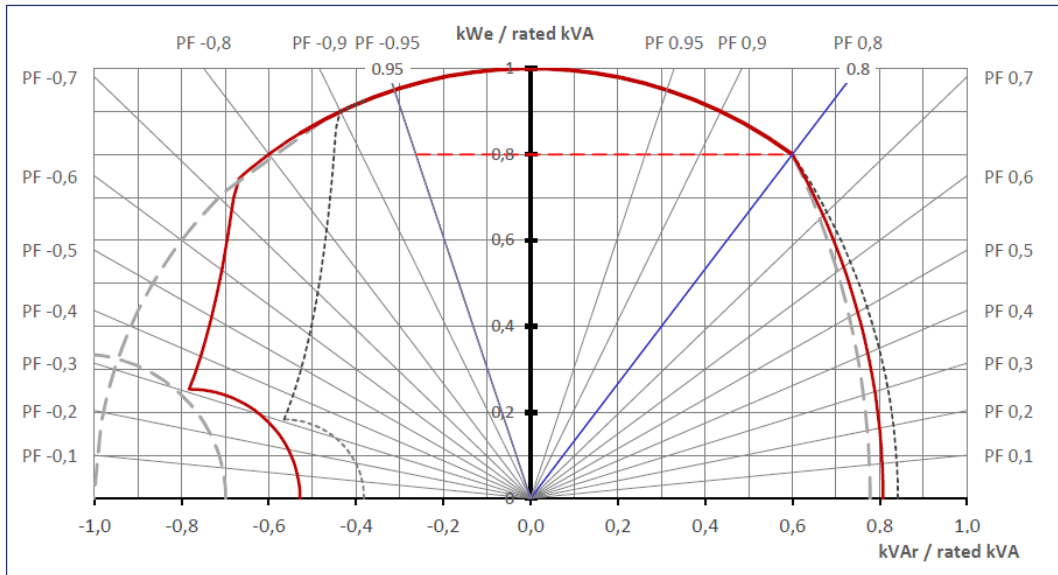
Date: 10/08/2021

82kVA - 400V - 50 Hz

V6.08 - 07/2021

Capability Curve

---	Umax	+ 15%	460	V
—	Un		400	V
----	Umin	- 15%	340	V



1.3 PQ-Diagramm Leroy Somer LSA 44.3 S5 / 4P

LSA 44.3 S5 / 4P

LS Reference: LS196-08-2021-1

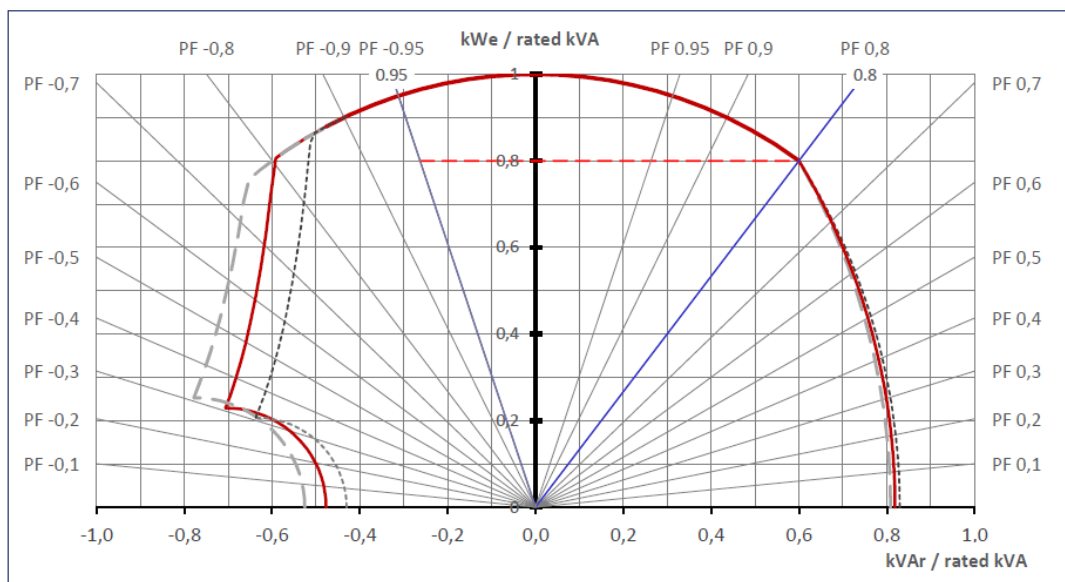
Date: 10/08/2021

91kVA - 400V - 50 Hz

V6.08 - 07/2021

Capability Curve

---	Umax	+ 5%	420	V
—	Un		400	V
- - -	Umin	- 5%	380	V



LSA 44.3 S5 / 4P

LS Reference: LS197-08-2021-1

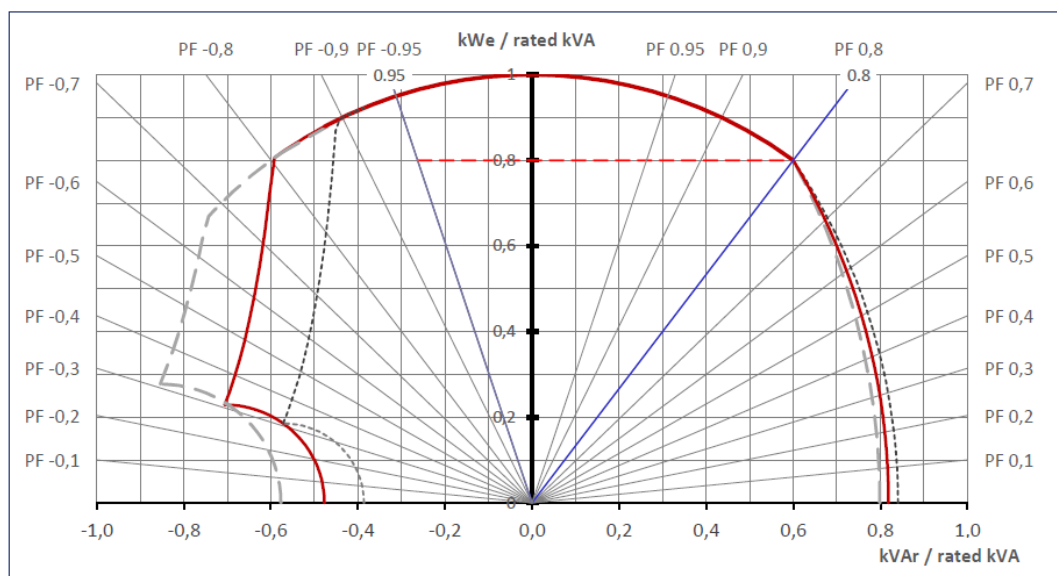
Date: 10/08/2021

91kVA - 400V - 50 Hz

V6.08 - 07/2021

Capability Curve

---	Umax	+ 10%	440	V
—	Un		400	V
- - -	Umin	- 10%	360	V



LSA 44.3 S5 / 4P

LS Reference: LS198-08-2021-1

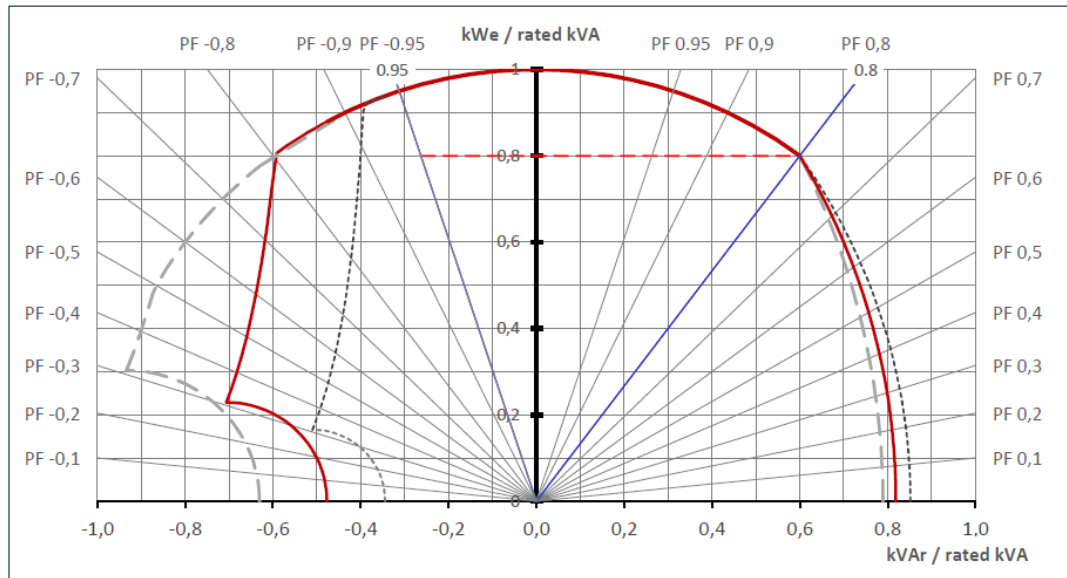
Date: 10/08/2021

91kVA - 400V - 50 Hz

V6.08 - 07/2021

Capability Curve

---	Umax	+ 15%	460	V
—	Un		400	V
- - - -	Umin	- 15%	340	V



1.4 PQ-Diagramm Leroy Somer LSA 44.3 L10 / 4P

LSA 44.3 L10 / 4P

Referenz LS: DW538-12-2020-1

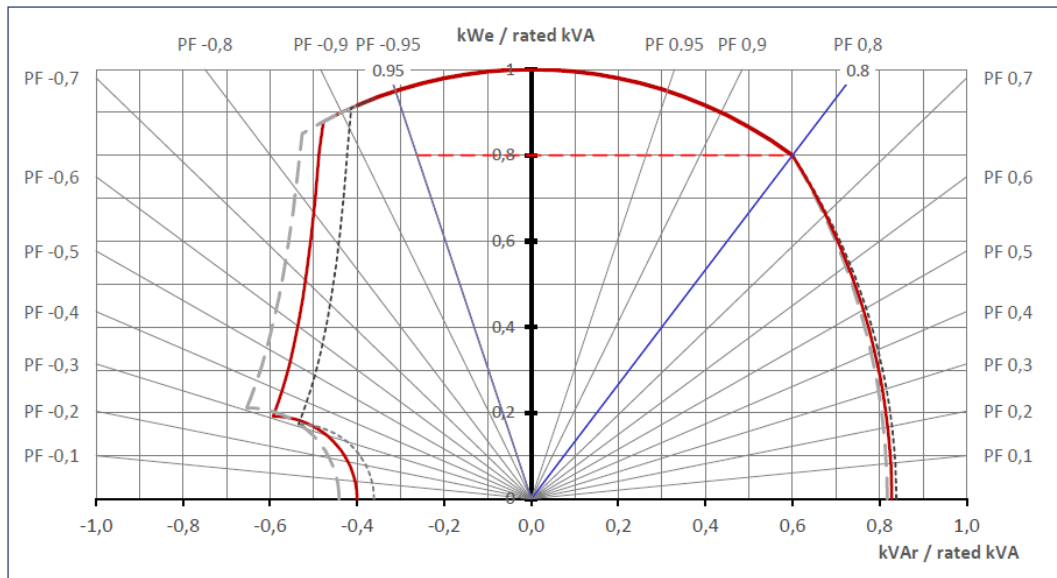
Datum : 22.12.2020

137kVA - 400V - 50 Hz

V6.02 - 11/2020

P-Q Diagramm

---	Umax	+ 5%	420	V
—	Un		400	V
----	Umin	- 5%	380	V



LSA 44.3 L10 / 4P

Referenz LS: DW539-12-2020-1

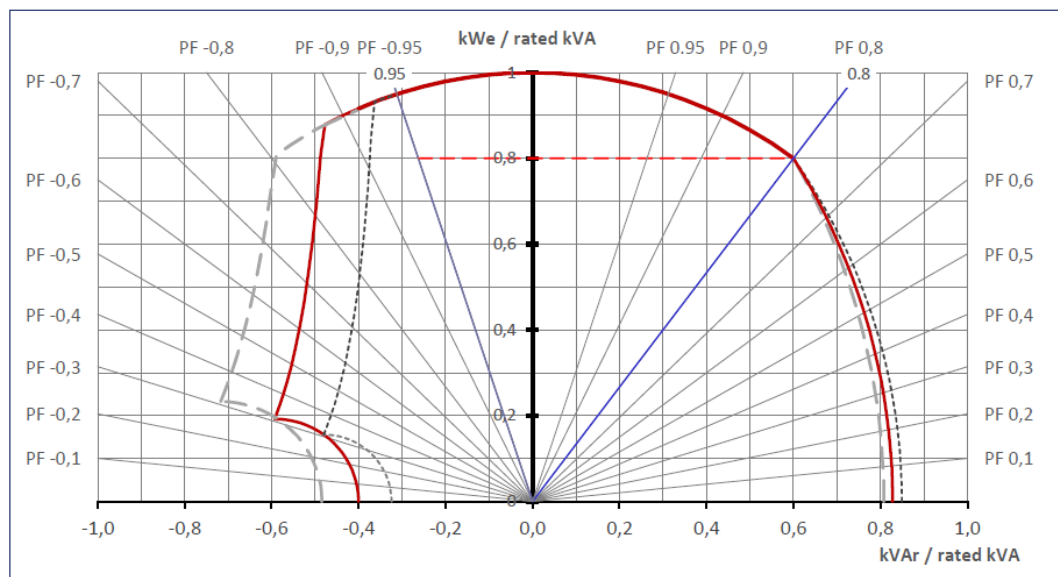
Datum : 22.12.2020

137kVA - 400V - 50 Hz

V6.02 - 11/2020

P-Q Diagramm

---	Umax	+ 10%	440	V
—	Un		400	V
----	Umin	- 10%	360	V



LSA 44.3 L10 / 4P

Referenz LS: DW540-12-2020-1

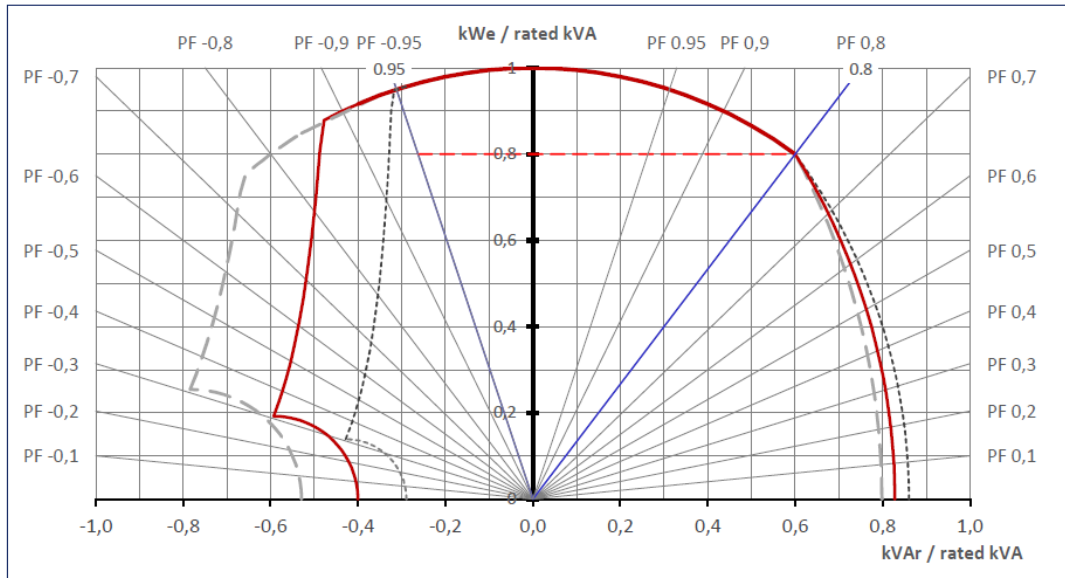
Datum : 22.12.2020

137kVA - 400V - 50 Hz

V6.02 - 11/2020

P-Q Diagramm

---	Umax	+ 15%	460	V
—	Un		400	V
----	Umin	- 15%	340	V



1.5 PQ-Diagramm Leroy Somer LSA 44.3 VL14 / 4P

LSA 44.3 VL14 / 4P

Referenz LS: DW553-12-2020-1

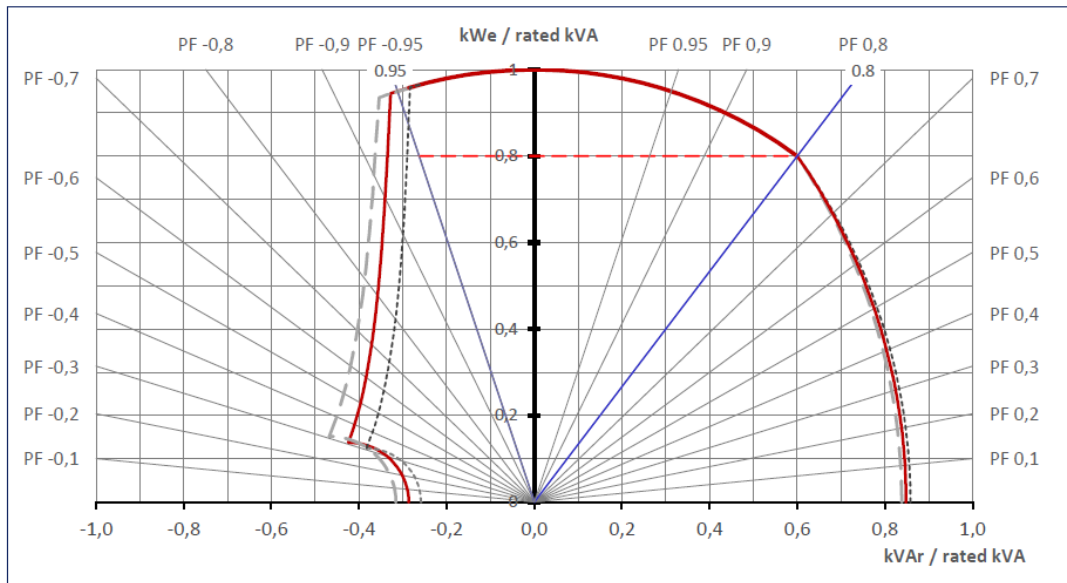
Datum : 22.12.2020

182kVA - 400V - 50 Hz

V6.02 - 11/2020

P-Q Diagramm

---	Umax	+ 5%	420	V
—	Un		400	V
---	Umin	- 5%	380	V



LSA 44.3 VL14 / 4P

Referenz LS: DW554-12-2020-1

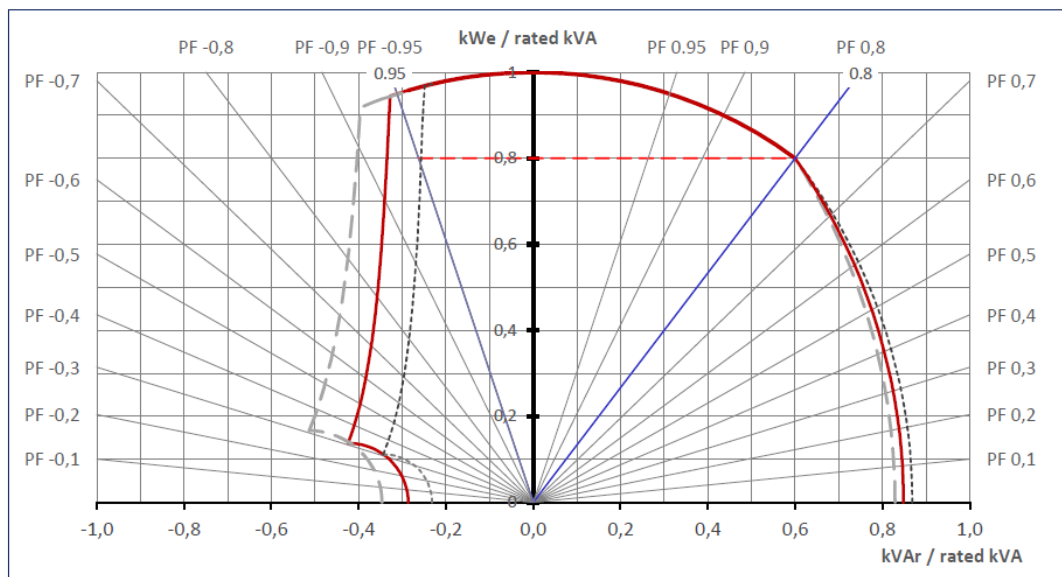
Datum : 22.12.2020

182kVA - 400V - 50 Hz

V6.02 - 11/2020

P-Q Diagramm

---	Umax	+ 10%	440	V
—	Un		400	V
---	Umin	- 10%	360	V



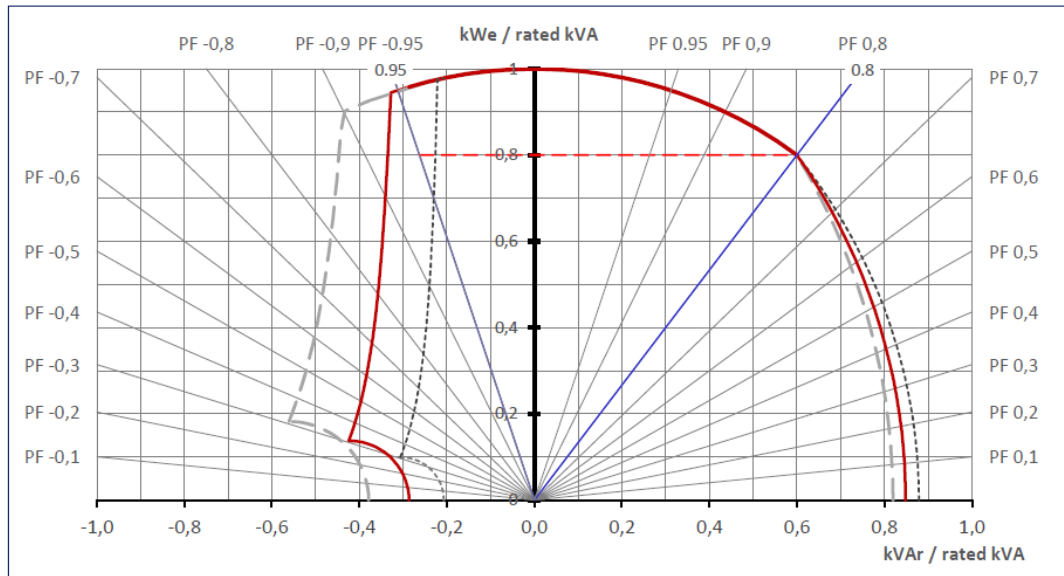
Datum : 22.12.2020

182kVA - 400V - 50 Hz

V6.02 - 11/2020

P-Q Diagramm

— —	Umax	+ 15%	460	V
—	Un		400	V
- - - -	Umin	- 15%	340	V



1.6 PQ-Diagramm Leroy Somer LSA 46.3 S5 / 4P

LSA 46.3 S5 / 4P

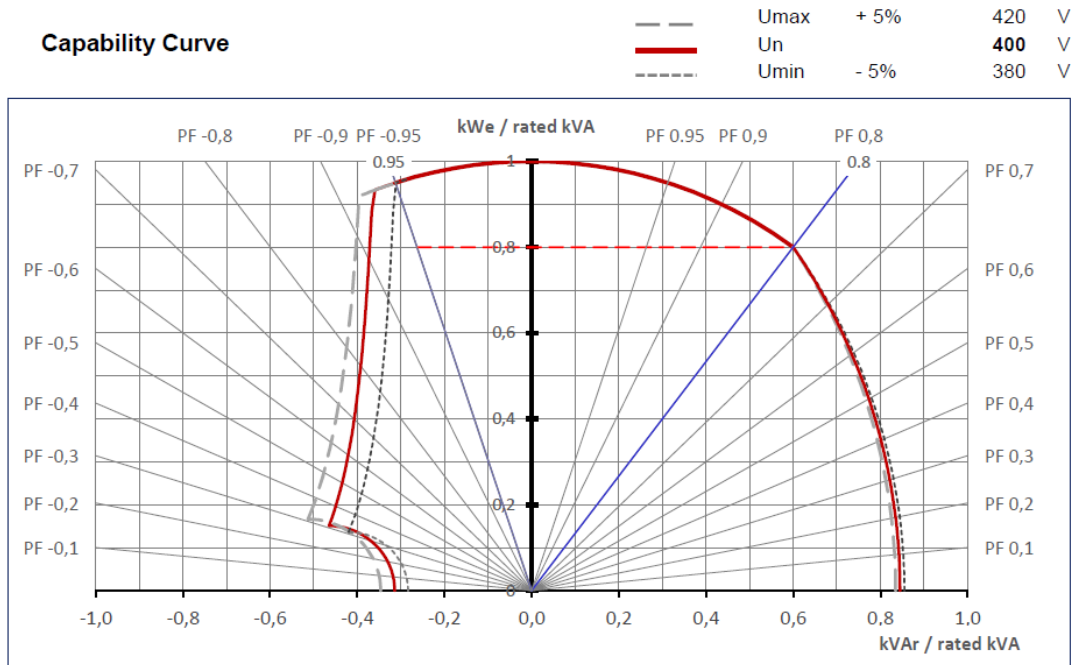
LS Reference: LS199-08-2021-1

Date: 10/08/2021

228kVA - 400V - 50 Hz

V6.08 - 07/2021

Capability Curve



LSA 46.3 S5 / 4P

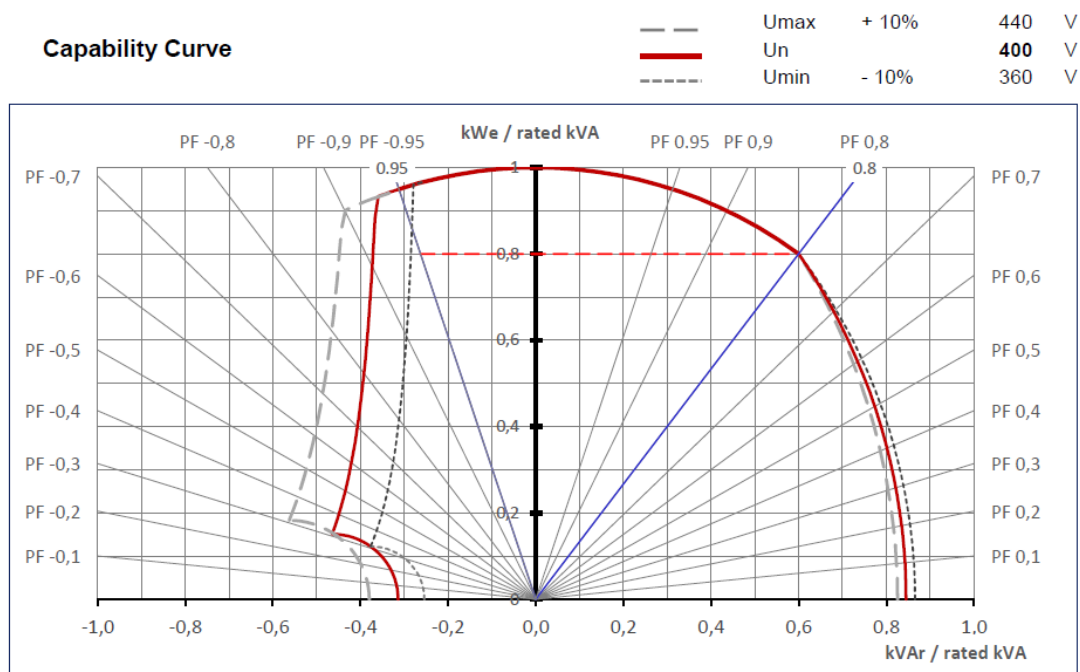
LS Reference: LS200-08-2021-1

Date: 10/08/2021

228kVA - 400V - 50 Hz

V6.08 - 07/2021

Capability Curve



LSA 46.3 S5 / 4P

LS Reference: LS201-08-2021-1

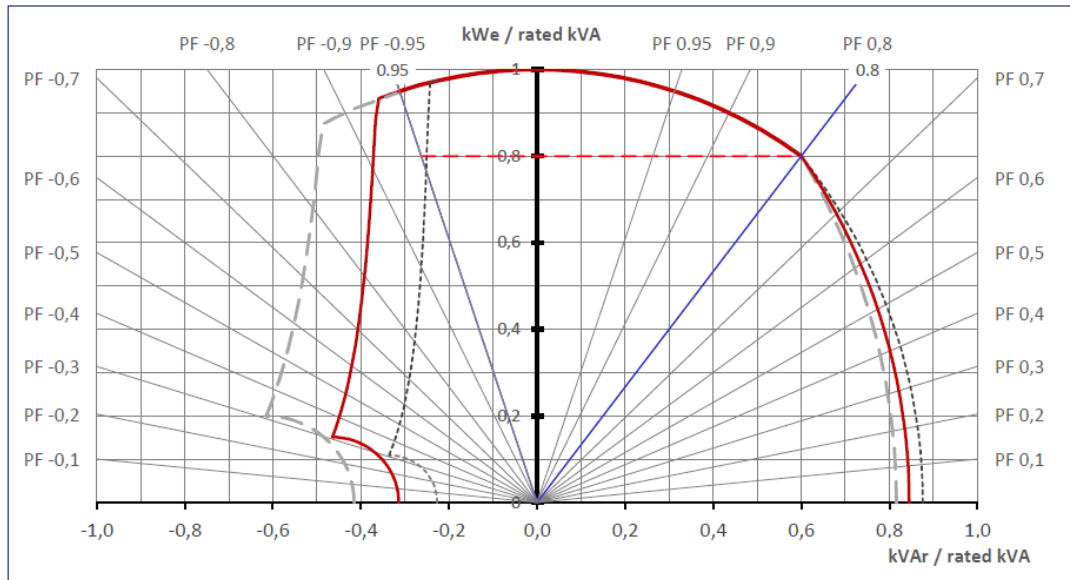
Date: 10/08/2021

228kVA - 400V - 50 Hz

V6.08 - 07/2021

Capability Curve

— —	Umax	+ 15%	460	V
—	Un		400	V
- - - -	Umin	- 15%	340	V



1.7 PQ-Diagramm Leroy Somer LSAC 46.3 M7 / 4P

LSA 46.3 M7 / 4P

Referenz LS: DW632-03-2021-1

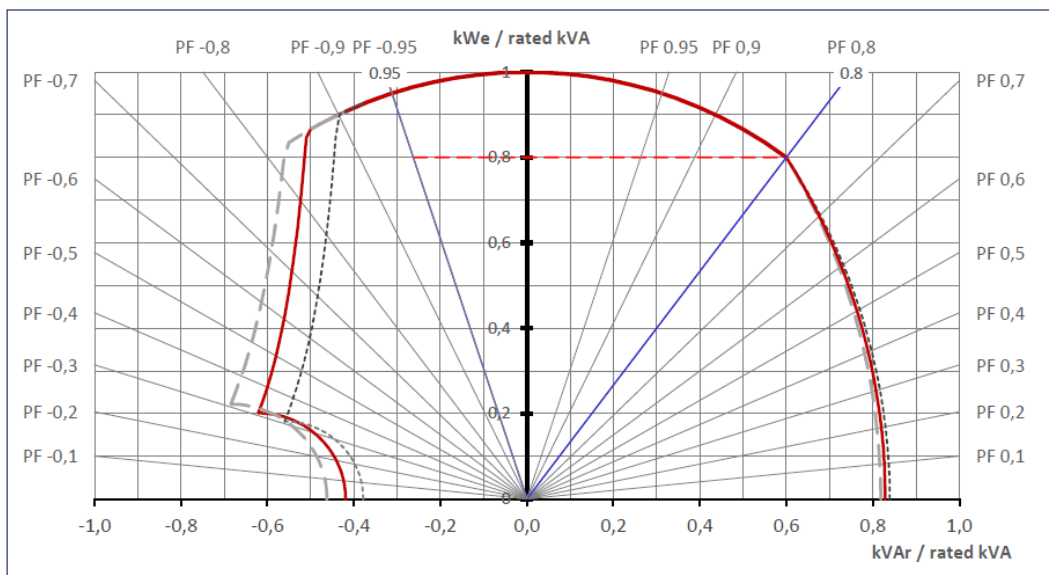
Datum : 02.03.2021

250kVA - 400V - 50 Hz

V6.04 - 02/2021

P-Q Diagramm

---	Umax	+ 5%	420	V
—	Un		400	V
----	Umin	- 5%	380	V



LSA 46.3 M7 / 4P

Referenz LS: DW633-03-2021-1

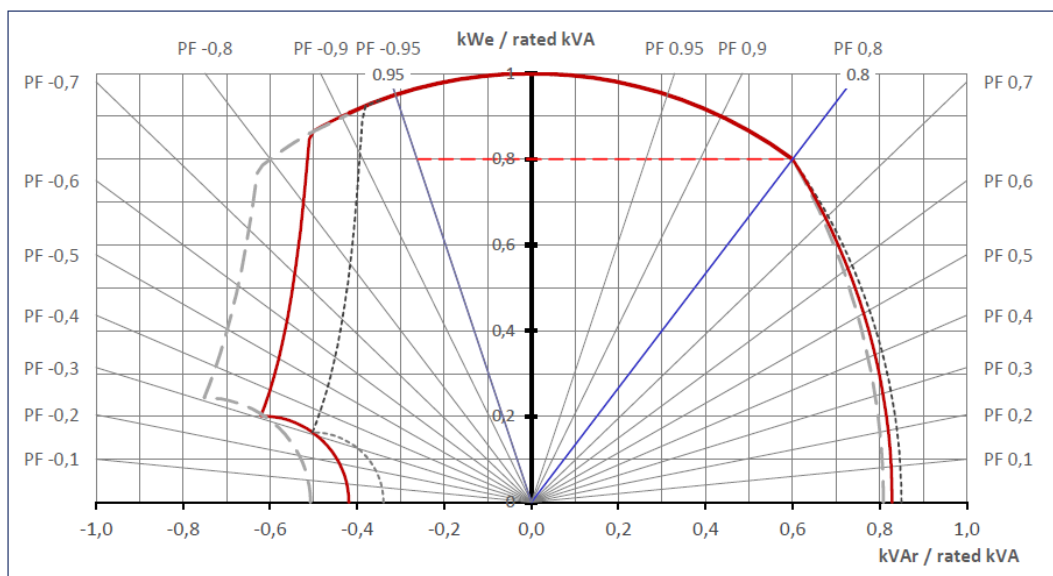
Datum : 02.03.2021

250kVA - 400V - 50 Hz

V6.04 - 02/2021

P-Q Diagramm

---	Umax	+ 10%	440	V
—	Un		400	V
----	Umin	- 10%	360	V



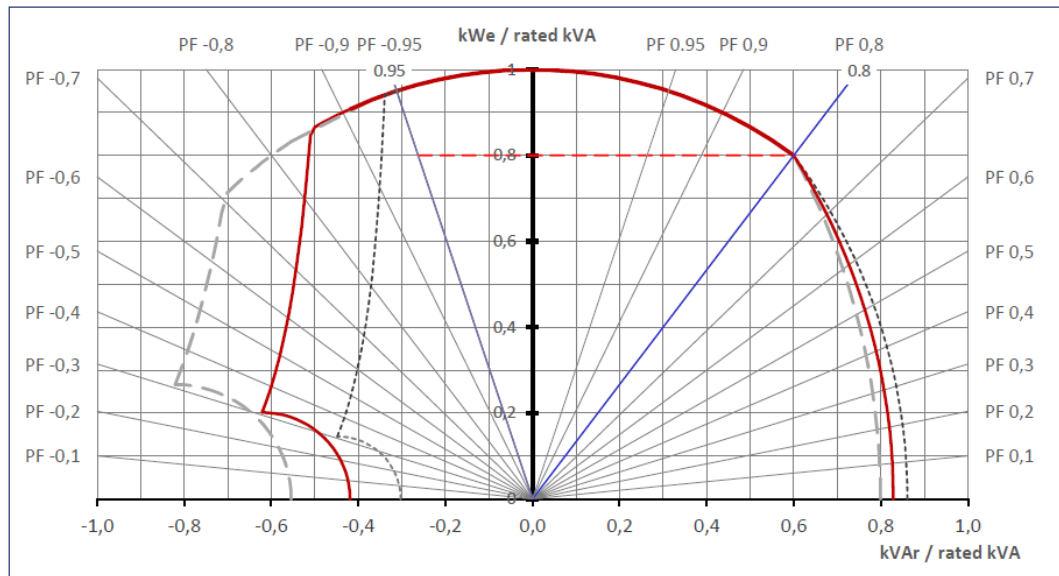
Datum : 02.03.2021

250kVA - 400V - 50 Hz

V6.04 - 02/2021

P-Q Diagramm

---	Umax	+ 15%	460	V
—	Un		400	V
----	Umin	- 15%	340	V



1.8 PQ-Diagramm Leroy Somer LSA 46.3 M8 / 4P

LSA 46.3 M8 / 4P

LS Reference: LS202-08-2021-1

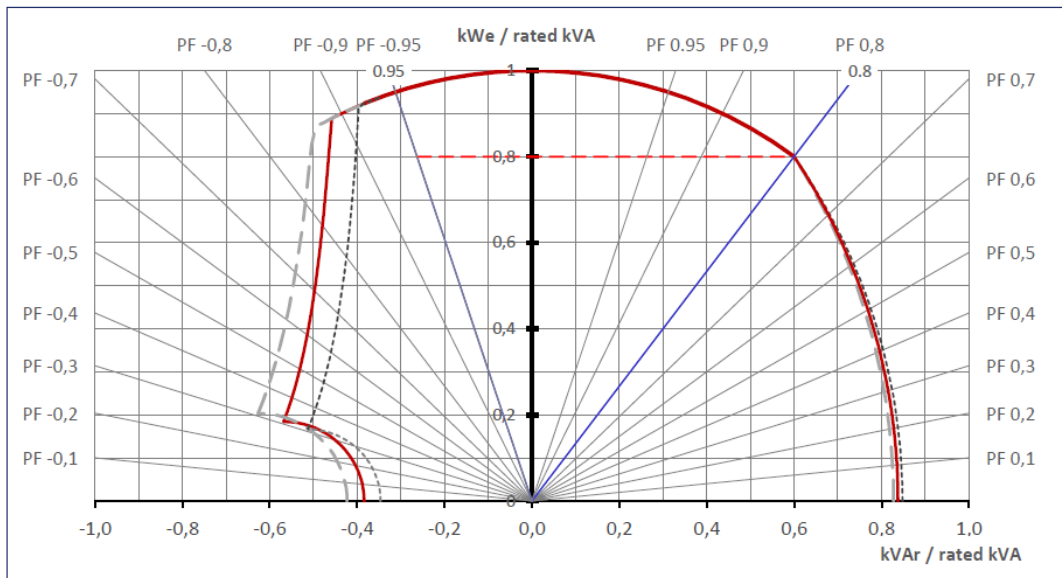
Date: 10/08/2021

273kVA - 400V - 50 Hz

V6.08 - 07/2021

Capability Curve

---	Umax	+ 5%	420	V
—	Un		400	V
- - -	Umin	- 5%	380	V



LSA 46.3 M8 / 4P

LS Reference: LS203-08-2021-1

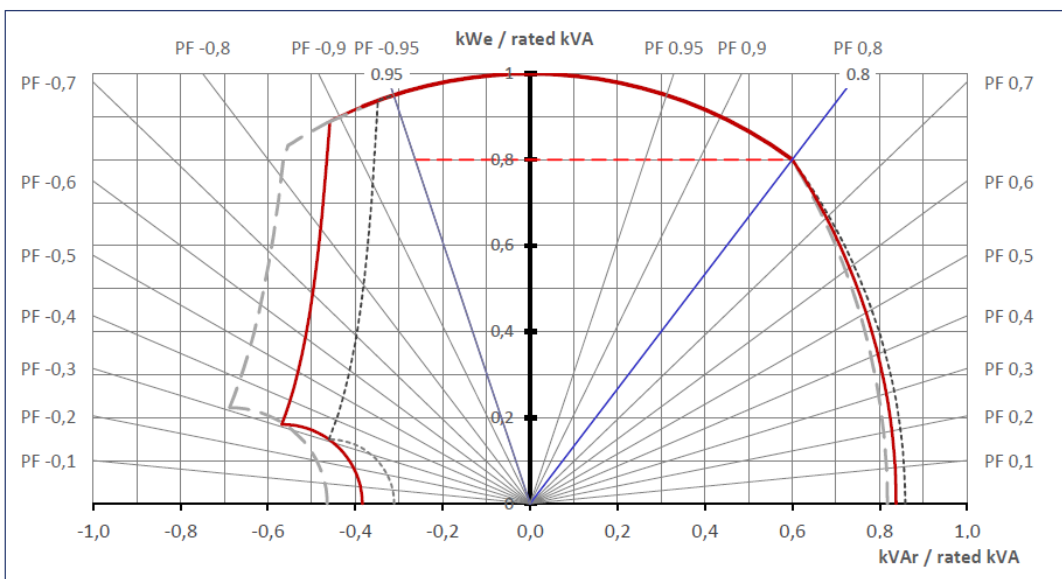
Date: 10/08/2021

273kVA - 400V - 50 Hz

V6.08 - 07/2021

Capability Curve

---	Umax	+ 10%	440	V
—	Un		400	V
- - -	Umin	- 10%	360	V



LSA 46.3 M8 / 4P

LS Reference: LS204-08-2021-1

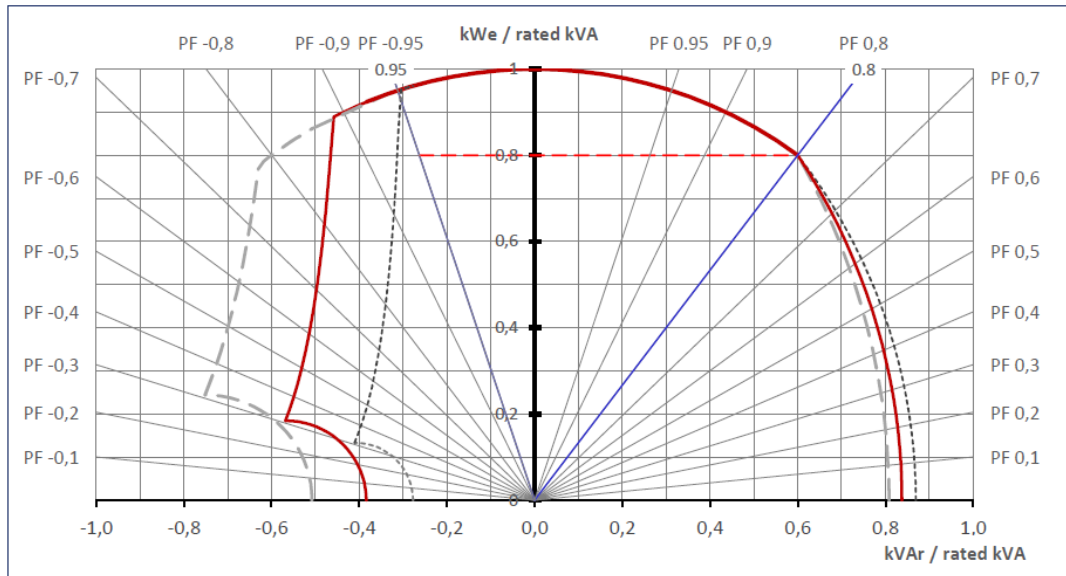
Date: 10/08/2021

273kVA - 400V - 50 Hz

V6.08 - 07/2021

Capability Curve

---	Umax	+ 15%	460	V
—	Un		400	V
- - - -	Umin	- 15%	340	V



1.9 PQ-Diagramm Leroy Somer LSA 46.3 L11 / 4P

LSA 46.3 L11 / 4P

Referenz LS: AK442-10-2019-1

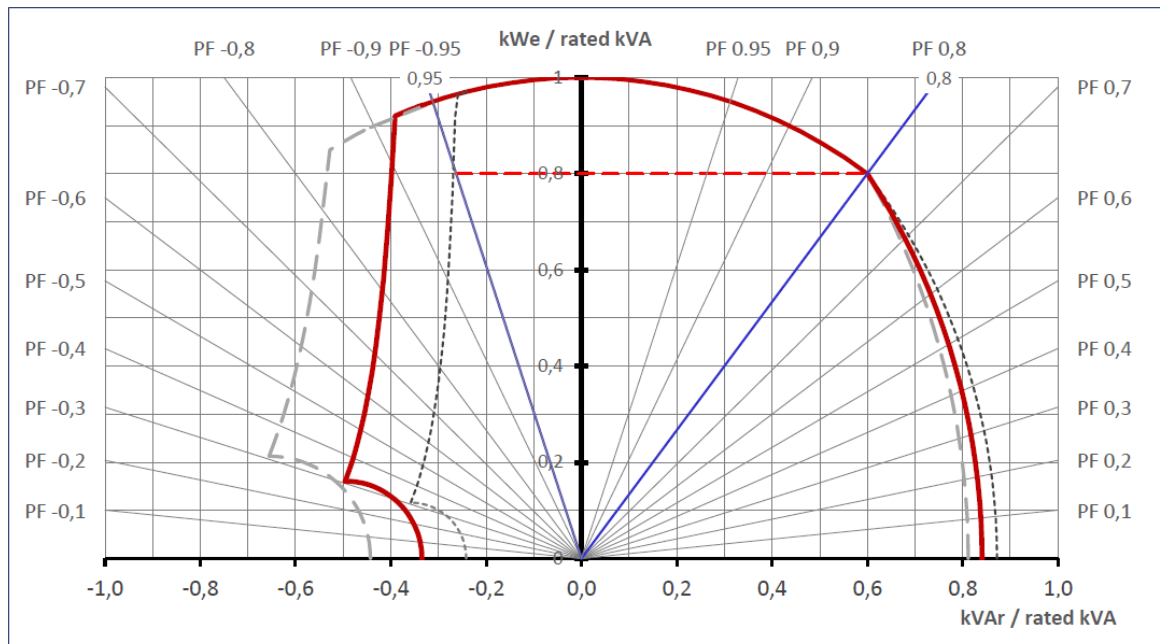
Datum : 05.11.2019

332kVA - 400V - 50 Hz

V4.16 - 10/2019

P-Q Diagramm

---	Umax	+ 15%	460	V
—	Un		400	V
----	Umin	- 15%	340	V



1.10 PQ-Diagramm Leroy Somer LSA 47.2 M8 / 4P

LSA 47.3 M8 / 4P

Referenz LS: DW736-07-2021-1

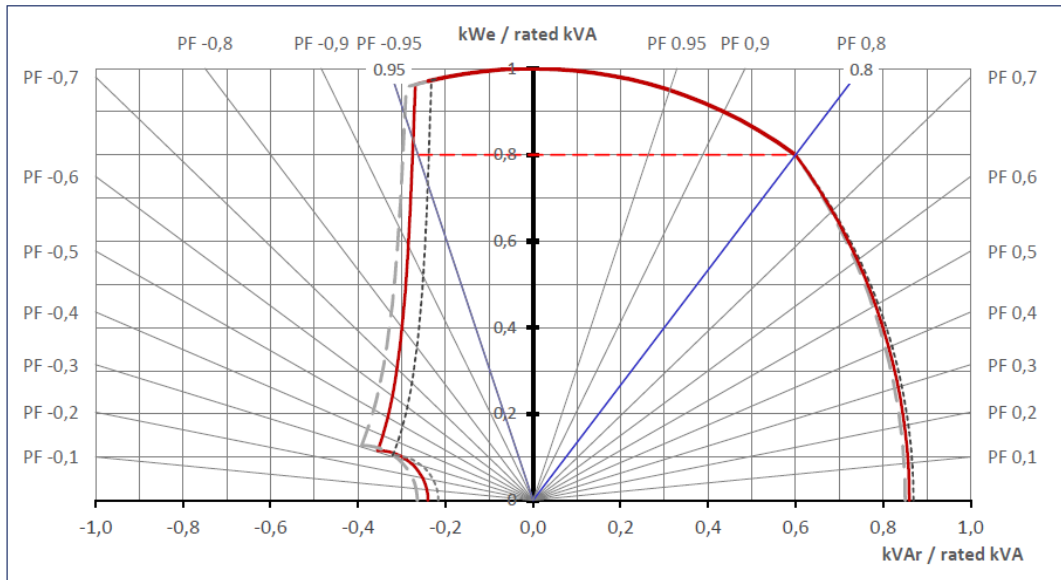
Datum : 28.07.2021

500kVA - 400V - 50 Hz

V6.08 - 07/2021

P-Q Diagramm

---	Umax	+ 5%	420	V
—	Un		400	V
----	Umin	- 5%	380	V



LSA 47.3 M8 / 4P

Referenz LS: DW736-07-2021-1

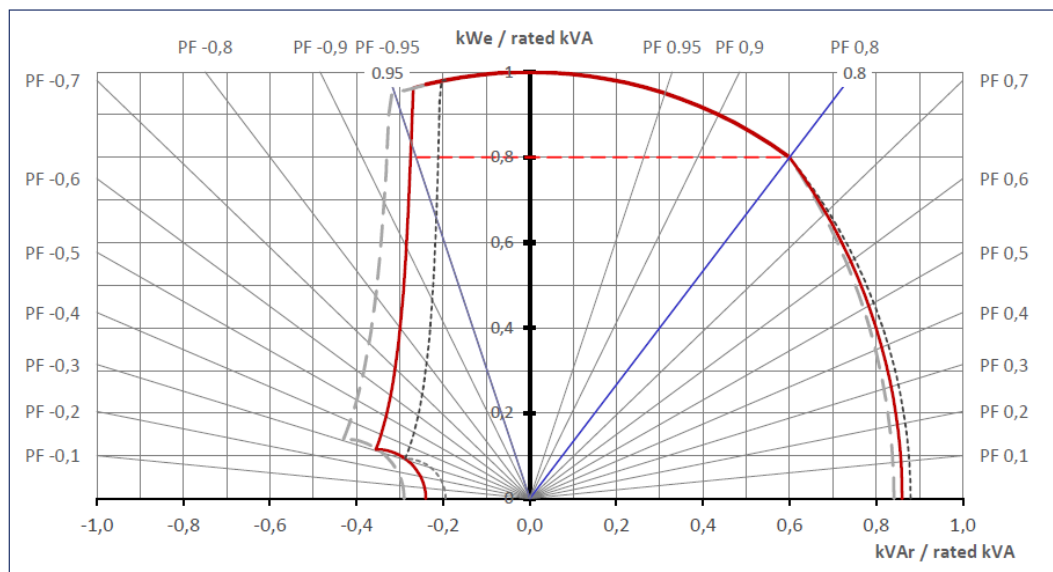
Datum : 28.07.2021

500kVA - 400V - 50 Hz

V6.08 - 07/2021

P-Q Diagramm

---	Umax	+ 10%	440	V
—	Un		400	V
----	Umin	- 10%	360	V



LSA 47.3 M8 / 4P

Referenz LS: DW737-07-2021-1

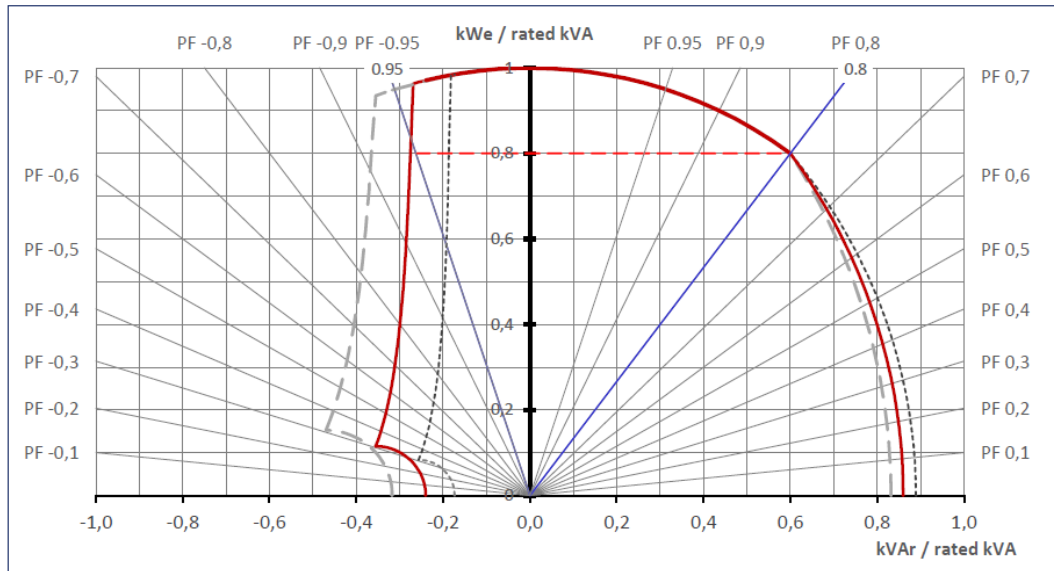
Datum : 28.07.2021

500kVA - 400V - 50 Hz

V6.08 - 07/2021

P-Q Diagramm

—	U _{max}	+ 15%	460	V
—	U _n		400	V
- - -	U _{min}	- 15%	340	V



1.11 PQ-Diagramm Leroy Somer LSA 47.2 L9

LSA 47.2 L9 / 4P

LS Reference: LS212-08-2021-1

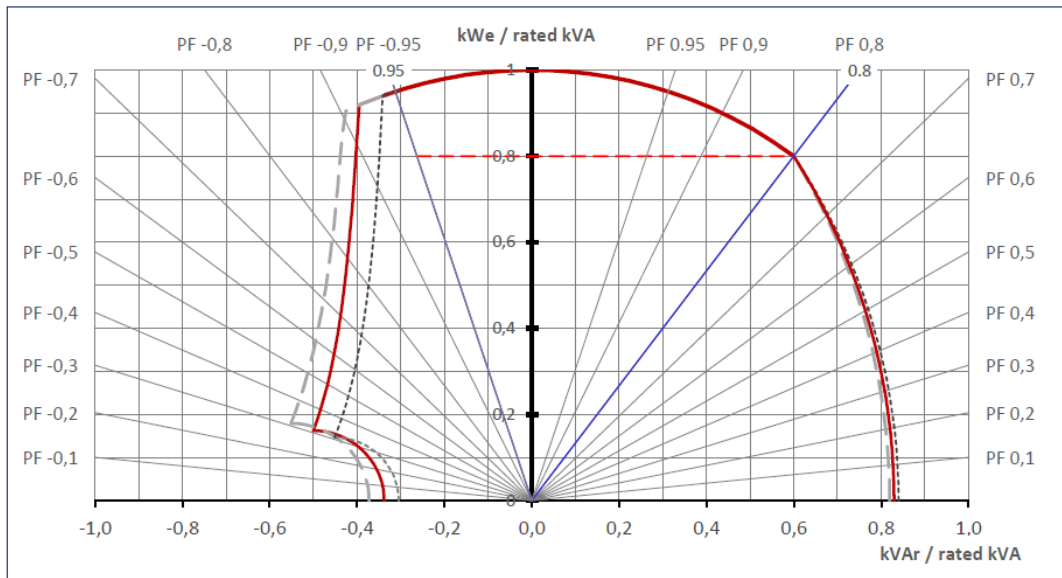
Date: 17/08/2021

535kVA - 400V - 50 Hz

V6.08 - 08/2021

Capability Curve

---	Umax	+ 5%	420	V
—	Un		400	V
- - -	Umin	- 5%	380	V



LSA 47.2 L9 / 4P

LS Reference: LS213-08-2021-1

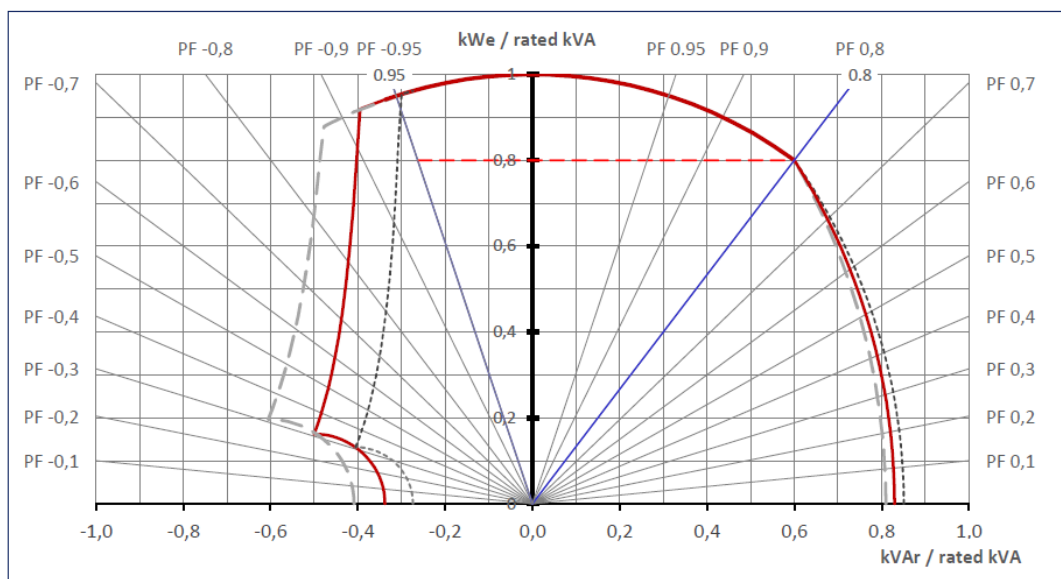
Date: 17/08/2021

535kVA - 400V - 50 Hz

V6.08 - 08/2021

Capability Curve

---	Umax	+ 10%	440	V
—	Un		400	V
- - -	Umin	- 10%	360	V



LSA 47.2 L9 / 4P

LS Reference: LS214-08-2021-1

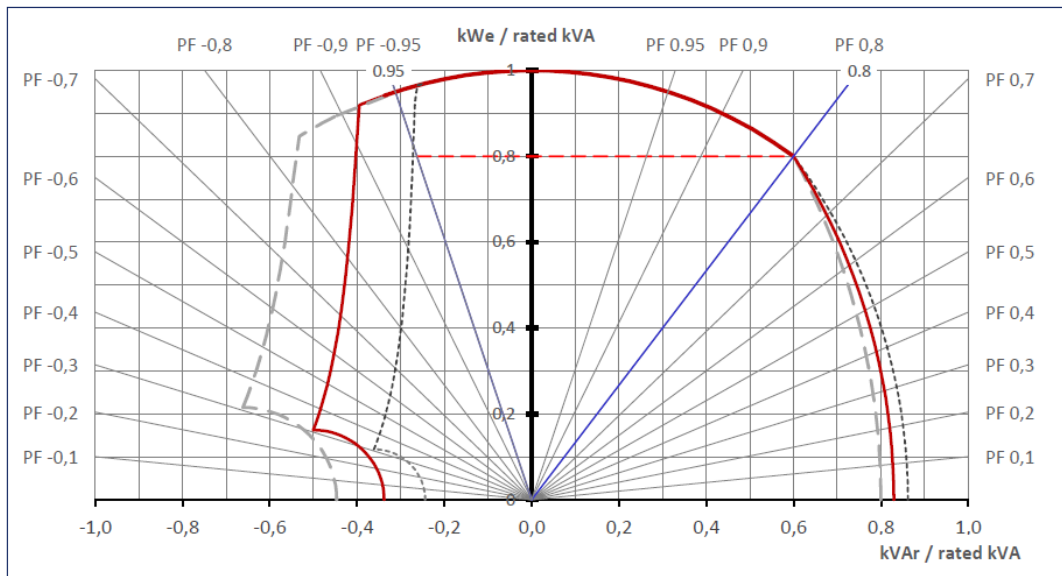
Date: 17/08/2021

535kVA - 400V - 50 Hz

V6.08 - 08/2021

Capability Curve

—	Umax	+ 15%	460	V
—	Un		400	V
- - -	Umin	- 15%	340	V



1.12 PQ-Diagramm Leroy Somer LSA 49.3 S4 / 4P

LSA 49.3 S4 / 4P

LS Reference: LS215-08-2021-1

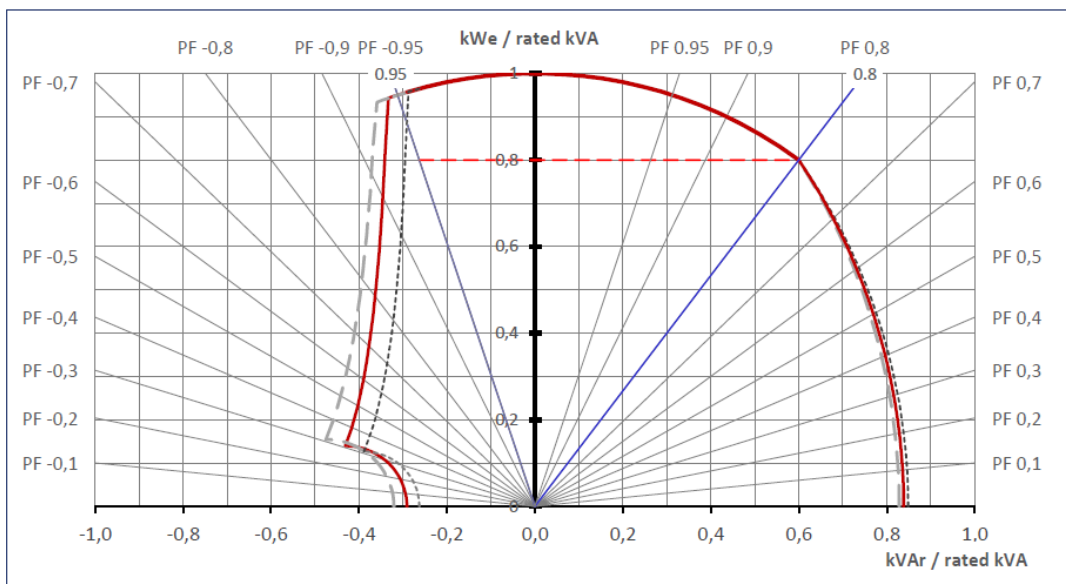
Date: 17/08/2021

595kVA - 400V - 50 Hz

V6.08 - 08/2021

Capability Curve

---	Umax	+ 5%	420	V
—	Un		400	V
- - - -	Umin	- 5%	380	V



LSA 49.3 S4 / 4P

LS Reference: LS216-08-2021-1

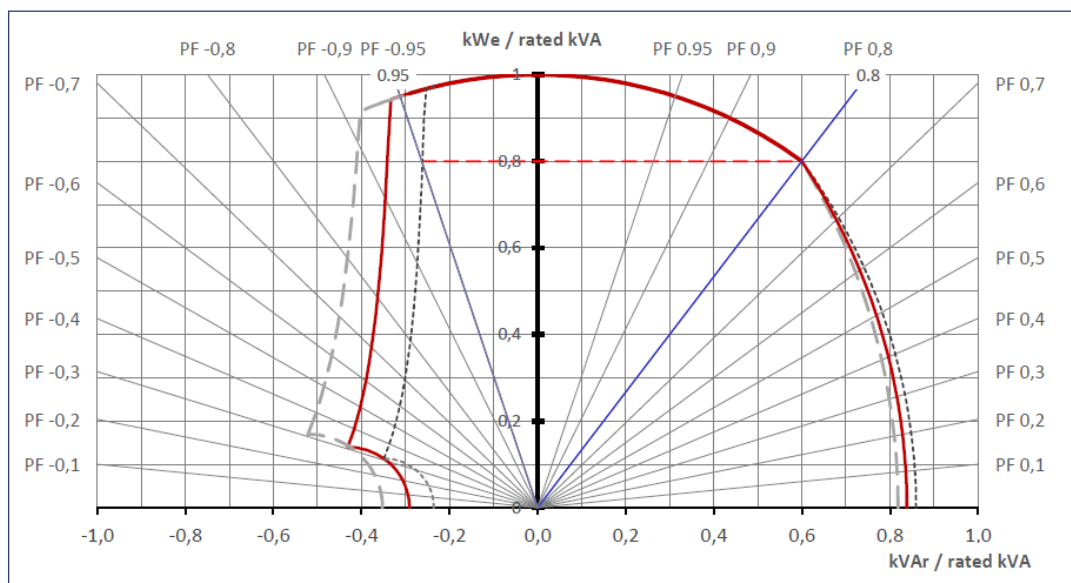
Date: 17/08/2021

595kVA - 400V - 50 Hz

V6.08 - 08/2021

Capability Curve

---	Umax	+ 10%	440	V
—	Un		400	V
- - - -	Umin	- 10%	360	V



LSA 49.3 S4 / 4P

LS Reference: LS217-08-2021-1

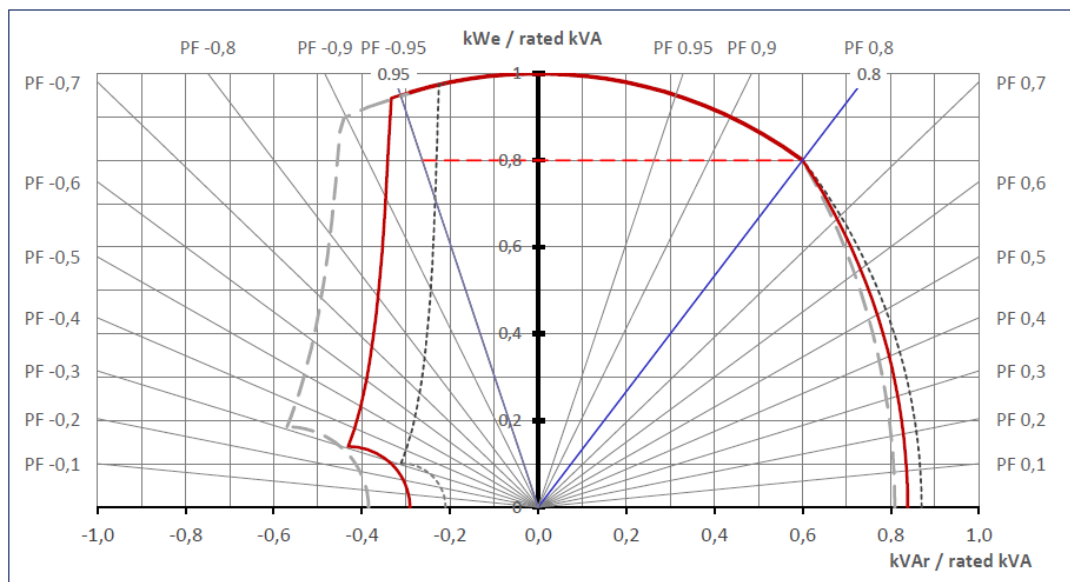
Date: 17/08/2021

595kVA - 400V - 50 Hz

V6.08 - 08/2021

Capability Curve

---	Umax	+ 15%	460	V
—	Un		400	V
- - - -	Umin	- 15%	340	V



1.13 PQ-Diagramm Leroy Somer LSA 49.3 M6 / 4P

LSA 49.3 M6 / 4P

LS Reference: DW640-03-2021-1

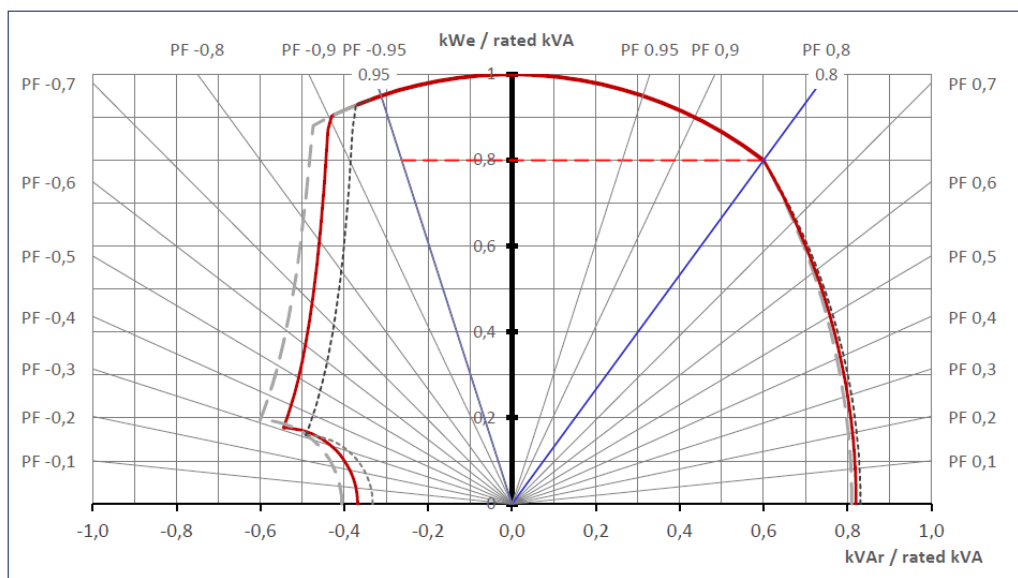
Date: 09.03.2021

660kVA - 400V - 50 Hz

V6.04 - 02/2021

Capability Curve

---	Umax	+ 5%	420	V
—	Un		400	V
----	Umin	- 5%	380	V



LSA 49.3 M6 / 4P

Referenz LS: DW641-03-2021-1

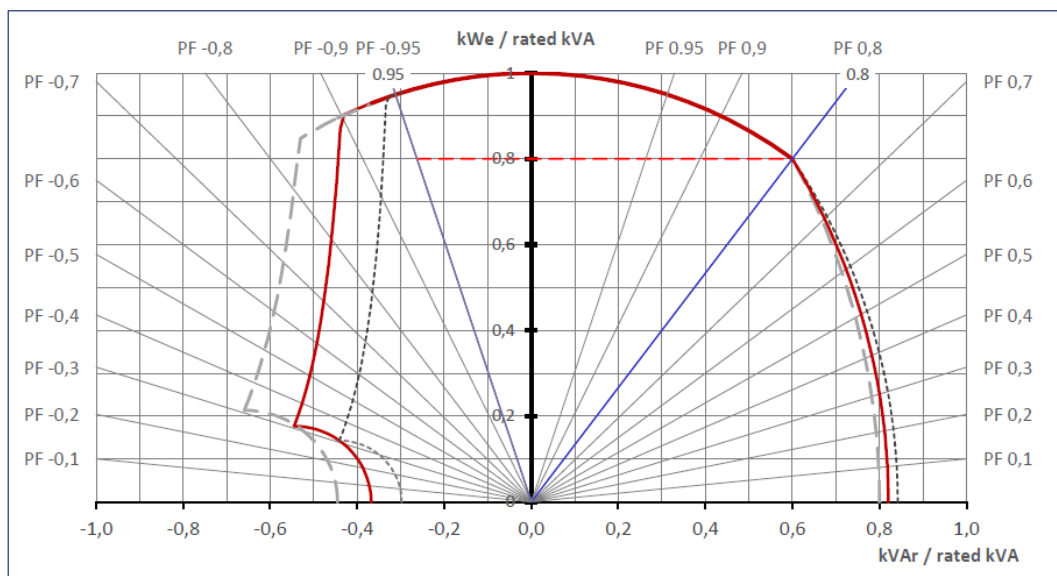
Datum : 09.03.2021

660kVA - 400V - 50 Hz

V6.04 - 02/2021

P-Q Diagramm

---	Umax	+ 10%	440	V
—	Un		400	V
----	Umin	- 10%	360	V



Datum : 09.03.2021

660kVA - 400V - 50 Hz

V6.04 - 02/2021

P-Q Diagramm

---	Umax	+ 15%	460	V
—	Un		400	V
----	Umin	- 15%	340	V

